

# Report Course Evaluation, EIEN50

## Basic facts

Course name	<b>Automation</b>		
Course code	EIEN50	<a href="#">Course syllabus</a>	
ECTS credits	7.5		<b>Study hours according the curricula</b>
Year	202122		Lectures 42 h
Study period the course was finished	VT_LP1		Group work 10 h
Programme	all		Laboratories 12 h
Registrated students	32		Time with supervisor 8 h
Number and share of passed students	24 / 75 %		Self study time 135 h
Number answers and response rate	27 / 84 %		
Number answers from males	17		
Number answers from females	8		

## Summary of questionnaires

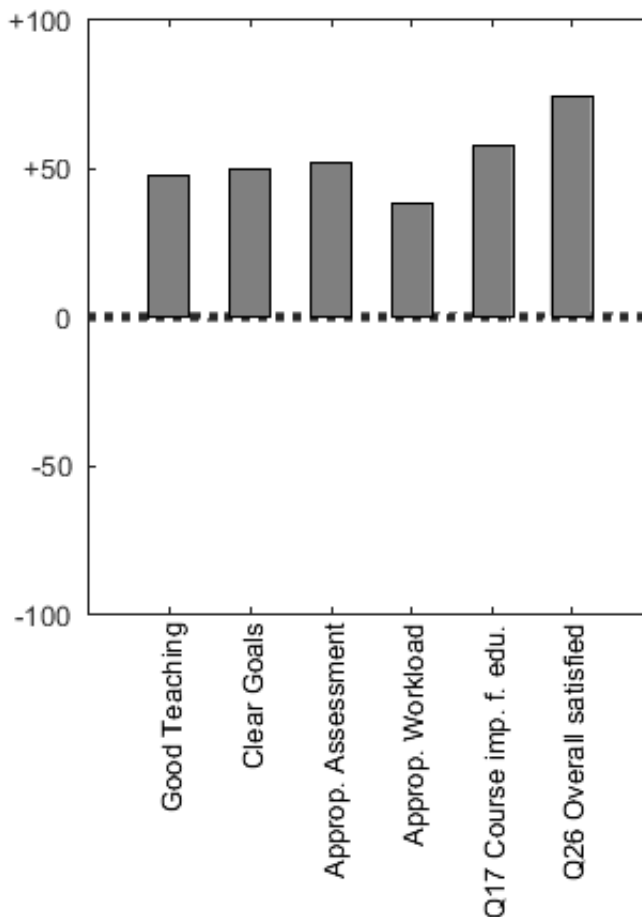
*The CEQ-score span between -100 och +100, there -100 means that "I fully disagree to the statement" and +100 "I fully agree to the statement".*

## Presence at teaching

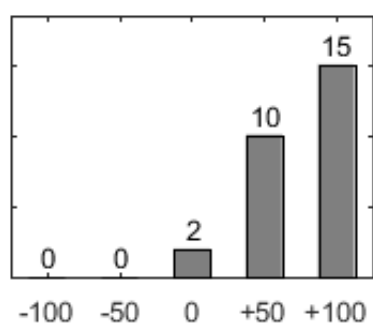
Part of teaching	Number	Share
0-30 %	0	0 %
30-70 %	9	33 %
70-100 %	17	63 %

## Scales and questions

Scale	Score	StdDev
Good Teaching	+47	32
Clear Goals and Standards	+50	27
Appropriate Assessment	+51	41
Appropriate Workload	+38	43
<b>Special questions</b>		
The course seems important for my education	+57	47
Overall, I am satisfied with this course	+74	32



**Distribution of the answers from question 26: "Overall, I am satisfied with this course"**

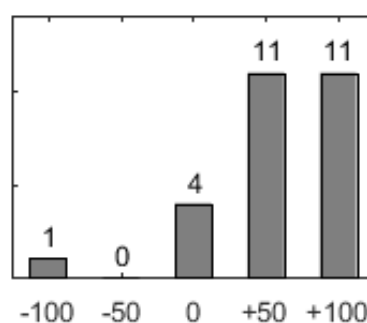


Number Share

Dissatisfied (<0)	0	0 %
Neutral (0)	2	7 %
Satisfied (>0)	25	93 %
No answer	0	0 %

Mean of CEQ-score +74

**Distribution of the answers from question 17: "The course seems important for my education"**



Mean of CEQ-score +57

Standard deviation (StdDev) 47

Standard deviation (StdDev)	32
Males	+71
Females	+75

## Comments

### Comments by the student course representative

*Comments have not been submitted before the deadline*

### Comments by the course leader

*Comments have not been submitted before the deadline*

### How the questionnaires were filled in

*This information has not been submitted.*