

# Report Course Evaluation, EIEN35

## Basic facts

Course name	<b>Automation for Complex Systems</b>		
Course code	EIEN35	<a href="#">Course syllabus</a>	
ECTS credits	7.5	<b>Study hours according the curricula</b>	
Year	202021	Lectures	42 h
Study period the course was finished	VT_LP2	Group work	0 h
Programme	all	Laboratories	60 h
Registrated students	26	Time with supervisor	20 h
Number and share of passed students	21 / 81 %	Self study time	70 h
Number answers and response rate	11 / 42 %		
Number answers from males	6		
Number answers from females	4		

## Summary of questionnaires

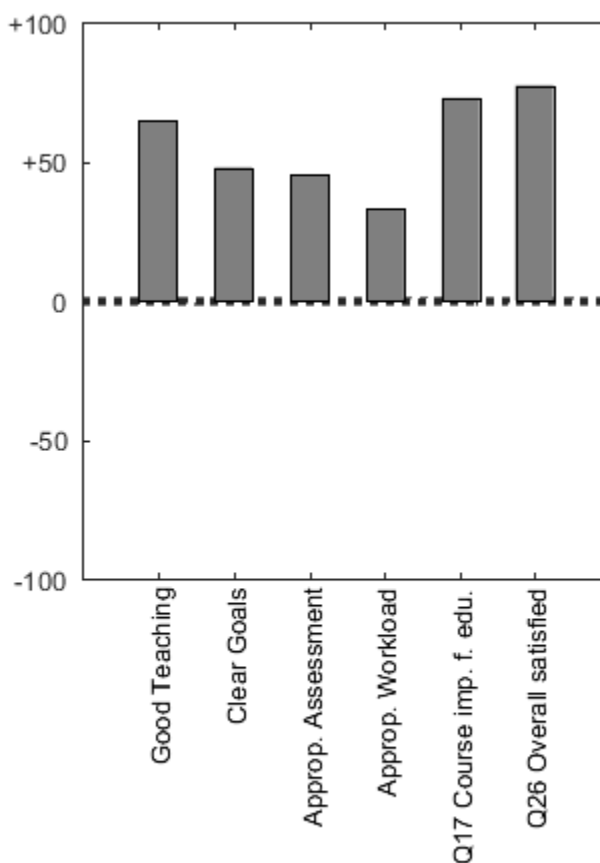
The CEQ-score span between -100 och +100, there -100 means that "I fully disagree to the statement" and +100 "I fully agree to the statement".

### Presence at teaching

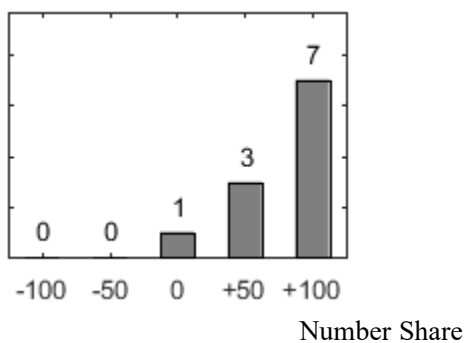
Part of teaching	Number	Share
0-30 %	0	0 %
30-70 %	0	0 %
70-100 %	11	100 %

### Scales and questions

Scale	Score	StdDev
Good Teaching	+64	29
Clear Goals and Standards	+48	39
Appropriate Assessment	+45	37
Appropriate Workload	+33	36
<b>Special questions</b>		
The course seems important for my education	+73	47
Overall, I am satisfied with this course	+77	34



**Distribution of the answers from question 26:  
"Overall, I am satisfied with this course"**



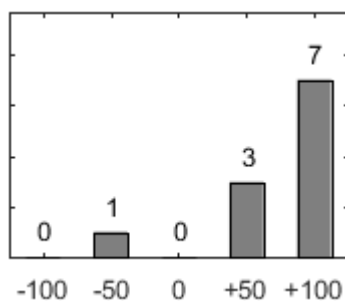

---

Dissatisfied (<0)	0	0 %
Neutral (0)	1	9 %
Satisfied (>0)	10	91 %
No answer	0	0 %

---

Mean of CEQ-score	+77
Standard deviation (StdDev)	34

**Distribution of the answers from question 17:  
"The course seems important for my education"**




---

Mean of CEQ-score	+73
Standard deviation (StdDev)	47

## Comments

### Comments by the student course representative

*Comments have not been submitted before the deadline*

### Comments by the course leader

*Comments have not been submitted before the deadline*

### How the questionnaires were filled in

*By web forms.*